

➤ Rigid Security Ventilating Louvre for external face of the wall TT2.JW
Adjustable Louvre for internal face of the wall TT10.B



The figure shown here may contain special accessories

Universally applicable for controlled ventilation of buildings, especially in the field of potable water supply, and for plants with increased security requirements.

A) Rigid safety louvre TT2.JW (for external face of the wall), attack proof, ready for installation, of rigid all welded construction, completely made from 1.4307 (AISI 304 L) stainless steel.

Frame, made from Z profile, 3 mm thick, designed for internal bolted fixing, with access to the anchors only from the interior wall surface.

Slats, 3 mm thick, rigidly welded, with the slats staggered so that penetration is impossible even with moveable hoses. With 1 x 1 mm fly screen on the inside.

Both frame and slats are shielded arc-welded and acid bath cleaned before washing, drying and surface passivation.

Options:

- 1.4404 (AISI 316 L) stainless steel
- Lacquered on the outside
- Ground surface finish
- Additional internal frame with removable fine filter for dust and pollen, held by wing nuts
- Fixing material



The figure shown here may contain special accessories

B) Adjustable louvre TT10.B (for internal face of the wall), ready for installation, 1.4307 (AISI 304 L) stainless steel.

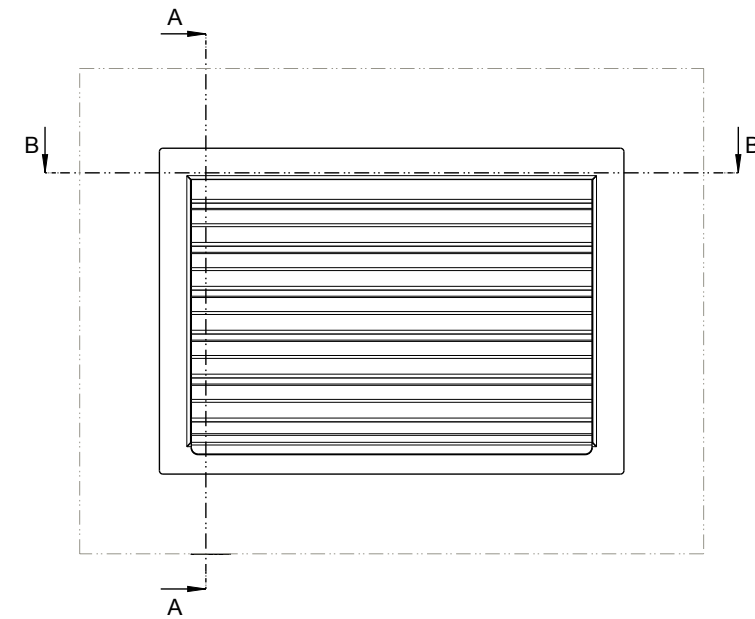
Frame, made from angle section with boreholes for bolted fixing.

Slats, adjustable, overlapping when closed, with chain pull lockable in any position.

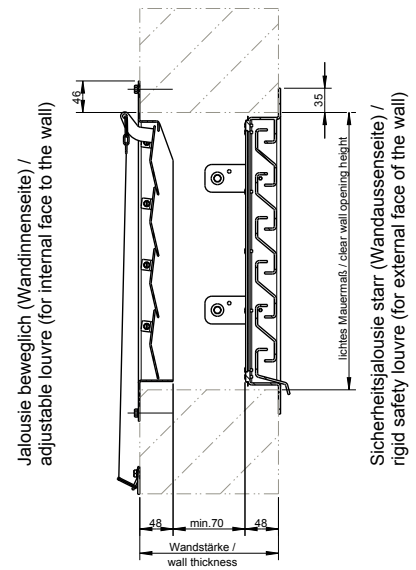
Both frame and slats are shielded arc-welded and acid bath cleaned before washing, drying and surface passivation.

Options:

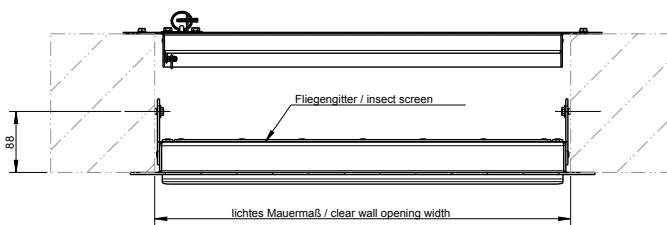
- 1.4404 (AISI 316 L) stainless steel
- Fixing material



A-A



B-B Jalousie beweglich (Wandinnenseite) / adjustable louvre (for internal face to the wall)



Sicherheitsjalousie starr (Wandaußenseite) / rigid safety louvre (for external face of the wall)

Nominal size Order number	Clear wall opening Ø	Wall flange diameter	For wall thickness A
0400/0200 JW	rigid	400 / 200	385 / 185
0500/0300 JW	rigid	500 / 300	485 / 285
0600/0400 JW	rigid	600 / 400	585 / 385
0800/0400 JW	rigid	800 / 400	785 / 385
1000/0400 JW	rigid	1000 / 400	985 / 385
1000/0600 JW	rigid	1000 / 600	985 / 585
0400/0200 JB	moveable	400 / 200	376 / 176
0500/0300 JB	moveable	500 / 300	476 / 276
0600/0400 JB	moveable	600 / 400	576 / 376
0800/0400 JB	moveable	800 / 400	776 / 376
1000/0400 JB	moveable	1000 / 400	976 / 376
1000/0600 JB	moveable	1000 / 600	976 / 576

All measurements in mm. **Ask for further dimensions.**

HUBER SE

Industriepark Erasbach A1 · D-92334 Berching
Phone: +49-84 62-201-0 · Fax: +49-84 62-201-810
info@huber.de · Internet: www.huber.de

Subject to technical modification
Drawing No. 50991834, 5.2022

Rigid Security Ventilating Louvre
for external face of the wall TT2.JW

Adjustable Louvre for internal face of the wall TT10.B